

C P RAIL

CP

DeBoer, Raymond L.

From: -Info-ND Dept. of Emergency Services
Sent: Monday, June 09, 2014 7:22 AM
To: Wilz, Greg M.; DeBoer, Raymond L.; Anton, Amy J.
Subject: FW: 2014-06-03 Emergency Restriction/Prohibition Order dated May 7, 2014 Docket No. DOT-OST-2014-0067 (Order) for North Dakota
Attachments: 14-06-03 US DOT Emergency Restriction Prohibition Order dated May 7-2014 Docket No. DOT-OST-2014-0067 for North Dakota.pdf

Greg – This came in at 4:29 pm on Friday, June 6, 2014.

From: Darlene Nagy [mailto:Darlene_Nagy@cpr.ca]
Sent: Friday, June 06, 2014 4:29 PM
To: -Info-ND Dept. of Emergency Services
Subject: FW: 2014-06-03 Emergency Restriction/Prohibition Order dated May 7, 2014 Docket No. DOT-OST-2014-0067 (Order) for North Dakota

Mr. Greg M. Wilz, Chairman
 North Dakota Department of Emergency Services – Division of Homeland Security
 P.O. Box 5511
 Bismarck, ND 58506-5511

Pursuant to the requirement in the Emergency Restriction/Prohibition Order dated May 7, 2014 Docket No. DOT-OST-2014-0067 (Order) of the notification of a variance of 25% - be advised we project to run Bakken crude trains as per below:

County	Projected Train Count for week of June 9 to 15	Estimated Range
Barnes	7	2-5
Cass	7	2-5
Foster	7	2-5
McHenry	7	2-5
McLean	7	2-5
Mountrail	7	2-5
Pierce	7	2-5
Ransom	7	2-5
Richland	7	2-5
Sheridan	7	2-5
Stutsman	7	2-5
Ward	7	2-5
Wells	7	2-5

Regards,

Darlene Nagy | Hazmat Program Manager | 7550 OGDENDALE ROAD SE CALGARY AB T2C 4X9

From: Darlene Nagy
Sent: Tuesday, June 03, 2014 2:13 PM
To: nddes@nd.gov
Subject: 2014-06-03 Emergency Restriction/Prohibition Order dated May 7, 2014 Docket No. DOT-OST-2014-0067 (Order) for North Dakota

Mr. Greg M. Wilz, Chairman
North Dakota Department of Emergency Services – Division of Homeland Security
P.O. Box 5511
Bismarck, ND 58506-5511

CONFIDENTIALITY NOTICE: This communication with its contents may contain confidential and/or legally privileged information. It is solely for the use of the intended recipient(s). Unauthorized interception, review, use or disclosure is prohibited and may violate applicable laws. If you are not the intended recipient, please contact the sender and destroy all copies of the communication.

The enclosed notification is provided in accordance with the United States Department of Transportation Emergency Restriction/Prohibition Order dated May 7, 2014, Docket No. DOT-OST-2014-0067 (Order).

Regards,

Darlene Nagy | Hazmat Program Manager | 7550 OGDENDALE ROAD SE CALGARY AB T2C 4X9
Canadian Pacific O 403 319 6148 | C 403 835 9395

----- IMPORTANT NOTICE - AVIS IMPORTANT ----- Computer viruses can be transmitted via email. Recipient should check this email and any attachments for the presence of viruses. Sender and sender company accept no liability for any damage caused by any virus transmitted by this email. This email transmission and any accompanying attachments contain confidential information intended only for the use of the individual or entity named above. Any dissemination, distribution, copying or action taken in reliance on the contents of this email by anyone other than the intended recipient is strictly prohibited. If you have received this email in error please immediately delete it and notify sender at the above email address. Le courrier électronique peut être porteur de virus informatiques. Le destinataire doit donc passer le présent courriel et les pièces qui y sont jointes au détecteur de virus. L'expéditeur et son employeur déclinent toute responsabilité pour les dommages causés par un virus contenu dans le courriel. Le présent message et les pièces qui y sont jointes contiennent des renseignements confidentiels destinés uniquement à la personne ou à l'organisme nommé ci-dessus. Toute diffusion, distribution, reproduction ou utilisation comme référence du contenu du message par une autre personne que le destinataire est formellement interdite. Si vous avez reçu ce courriel par erreur, veuillez le détruire immédiatement et en informer l'expéditeur à l'adresse ci-dessus. -----
----- IMPORTANT NOTICE - AVIS IMPORTANT -----



CONFIDENTIALITY NOTICE: This communication with its contents may contain confidential and/or legally privileged information. It is solely for the use of the intended recipient(s). Unauthorized interception, review, use or disclosure is prohibited and may violate applicable laws. If you are not the intended recipient, please contact the sender and destroy all copies of the communication.

June 3, 2014

Mr. Greg M. Wilz, Chairman
North Dakota Department of Emergency Services – Division of Homeland Security
P.O. Box 5511
Bismarck, ND 58506-5511

Via email : nddes@nd.gov

Attention: Mr. Greg M. Wilz

The enclosed notification is provided in accordance with the United States Department of Transportation Emergency Restriction/Prohibition Order dated May 7, 2014, Docket No. DOT-OST-2014-0067 (Order). By accepting this notification the recipient agrees and acknowledges, on behalf of the above referenced State Emergency Response Commission, that all information provided by Canadian Pacific (CP) or its affiliates, pursuant to this Order is confidential and should not be disclosed without specific authorization, other than as authorized below. For further certainty, the recipient acknowledges that the above mentioned information is proprietary in nature and not in the public domain.

The recipient acknowledges that he/she shall (i) use the information only for emergency planning or response; (ii) disclose the information only to those persons with a need-to-know for the purposes referred to in (i); and (iii) keep and safeguard the information in a strictly confidential manner and ensure that any person or organization to whom the recipient discloses the information is first informed of the confidentiality provisions and obligations contained herein and keeps it confidential, to the maximum extent permitted by law. Moreover, the recipient agrees not to reproduce or copy either in whole or in part the information except as specifically authorized by CP and any authorized copies, reproductions, or excerpts shall include a notice of confidentiality on the first page.

Further, the recipient agrees and acknowledges that any violation of the above commitments poses significant security risks, which risks are not fully or adequately compensable by money damages, and as such an application to a court of competent jurisdiction for an immediate injunction is an appropriate remedy.

CP will provide an updated notification if there is a material change, as defined in the Order.

The undersigned is the appropriate point of contact for the purposes of this Order.

Sincerely,

Darlene Nagy
HazMat Program Manager
Canadian Pacific Railway Company
Darlene_Nagy@cpr.ca Phone: 403-319-6148 Fax:403-319-3883

**For Incidents / Emergencies involving CP Track or Equipment call
CP POLICE COMMUNICATION CENTRE AT 1 800 716 9132 (24 Hours)**



Table 1. Summary of the Average Number of Trains per week and the Typical Range in the Number of Trains per Week in the Counties of North Dakota

UN Number: 1267
Proper Shipping Name: Petroleum Crude Oil
Class 3 Packing Groups I & II

CONFIDENTIAL INFORMATION
Railroad Restricted Information

Bakken Crude through the State of North Dakota		
County	Average Trains per Week	Number of Trains per week (Range)
Barnes	3	2-5
Burke	4	2-5
Cass	3	2-5
Foster	3	2-5
McHenry	3	2-5
Mclean	3	2-5
Mountrail	3	2-5
Pierce	3	2-5
Ransom	3	2-5
Renville	0	0-1
Richland	3	2-5
Sheridan	3	2-5
Stutsman	3	2-5
Ward	3	2-5
Wells	3	2-5

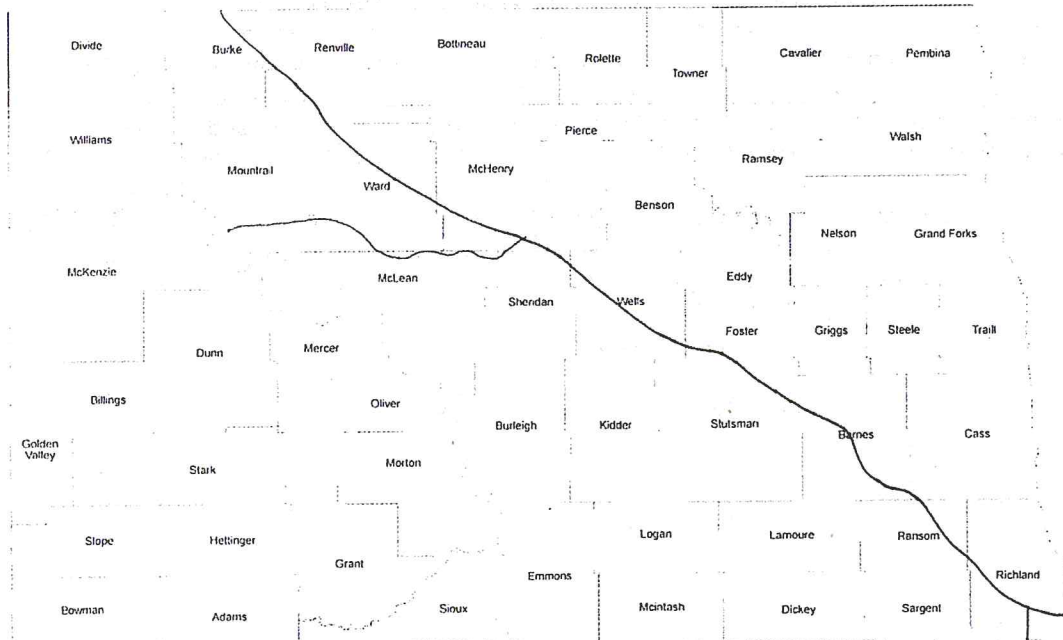


Figure 1. CP Routing through North Dakota

Link to CP's Interactive Map: <http://www.cpr.ca/en/our-network-and-facilities/Pages/default.aspx>

The information provided is to be used solely for and by bona fide emergency planning and response organizations for the expressed purpose of emergency and contingency planning. This information will not be distributed publicly in whole or in part without the express written permission of CP.



Emergency Response Information as required by 49 CFR part 172, subpart C: Proper Shipping Name: Petroleum Crude Oil, UN Number 1267, Class 3 Packing Groups I & II

Emergency response Information as required by 49 CFR part 172, subpart G:

GUIDE 128 FLAMMABLE LIQUIDS (Non-Polar / Water-Immiscible)

POTENTIAL HAZARDS

FIRE OR EXPLOSION

- **HIGHLY FLAMMABLE: Will be easily ignited by heat, sparks or flames.**
- Vapors may form explosive mixtures with air.
- Vapors may travel to source of ignition and flash back.
- Most vapors are heavier than air. They will spread along ground and collect in low or confined areas (sewers, basements, tanks).
- Vapor explosion hazard indoors, outdoors or in sewers.
- Those substances designated with a **(P)** may polymerize explosively when heated or involved in a fire.
- Runoff to sewer may create fire or explosion hazard.
- Containers may explode when heated.
- Many liquids are lighter than water.
- Substance may be transported hot.
- For UN3166, if Lithium ion batteries are involved, also consult GUIDE 147.
- **If molten aluminum is involved, refer to GUIDE 169.**

HEALTH

- Inhalation or contact with material may irritate or burn skin and eyes.
- Fire may produce irritating, corrosive and/or toxic gases.
- Vapors may cause dizziness or suffocation.
- Runoff from fire control or dilution water may cause pollution.

PUBLIC SAFETY

- **CALL Emergency Response Telephone Number on Shipping Paper first. If Shipping Paper not available or no answer, refer to appropriate telephone number listed on the inside back cover.**
- As an immediate precautionary measure, isolate spill or leak area for at least 50 meters (150 feet) in all directions.
- Keep unauthorized personnel away.
- Stay upwind.
- Keep out of low areas.
- Ventilate closed spaces before entering.

PROTECTIVE CLOTHING

- Wear positive pressure self-contained breathing apparatus (SCBA).
- Structural firefighters' protective clothing will only provide limited protection.

EVACUATION

Large Spill

- Consider initial downwind evacuation for at least 300 meters (1000 feet).

Fire

- If tank, rail car or tank truck is involved in a fire, ISOLATE for 800 meters (1/2 mile) in all directions; also, consider initial evacuation for 800 meters (1/2 mile) in all directions.

EMERGENCY RESPONSE

FIRE

CAUTION: All these products have a very low flash point: Use of water spray when fighting fire may be inefficient.

CAUTION: For mixtures containing alcohol or polar solvent, alcohol-resistant foam may be more effective.

Small Fire

- Dry chemical, CO₂, water spray or regular foam.

Large Fire

- Water spray, fog or regular foam.
- **Do not use straight streams.**
- Move containers from fire area if you can do it without risk.

Fire involving Tanks or Car/Trailer Loads

- Fight fire from maximum distance or use unmanned hose holders or monitor nozzles.
- Cool containers with flooding quantities of water until well after fire is out.
- Withdraw immediately in case of rising sound from venting safety devices or discoloration of tank.
- ALWAYS stay away from tanks engulfed in fire.
- For massive fire, use unmanned hose holders or monitor nozzles; if this is impossible, withdraw from area and let fire burn.

SPILL OR LEAK

- ELIMINATE all ignition sources (no smoking, flares, sparks or flames in immediate area).
- All equipment used when handling the product must be grounded.
- Do not touch or walk through spilled material.
- Stop leak if you can do it without risk.
- Prevent entry into waterways, sewers, basements or confined areas.
- A vapor suppressing foam may be used to reduce vapors.
- Absorb or cover with dry earth, sand or other non-combustible material and transfer to containers.
- Use clean non-sparking tools to collect absorbed material.

Large Spill

- Dike far ahead of liquid spill for later disposal.
- Water spray may reduce vapor; but may not prevent ignition in closed spaces.

FIRST AID

- Move victim to fresh air.
- Call 911 or emergency medical service.
- Give artificial respiration if victim is not breathing.
- Administer oxygen if breathing is difficult.
- Remove and isolate contaminated clothing and shoes.
- In case of contact with substance, immediately flush skin or eyes with running water for at least 20 minutes.
- Wash skin with soap and water.
- In case of burns, immediately cool affected skin for as long as possible with cold water. Do not remove clothing if adhering to skin.
- Keep victim warm and quiet.
- Ensure that medical personnel are aware of the material(s) involved and take precautions to protect themselves.



PETROLEUM CRUDE OIL Class 3 (Flammable Liquid) or Combustible Liquid

September 2000

GENERAL INFORMATION

Petroleum crude oil is a flammable, variably light to dark colored liquid hydrocarbon with properties between gasoline and kerosene. It is used as a raw material for making fuels and various chemicals. Barely soluble in water and slightly lighter, petroleum crude oil will form a floating surface slick. Flammability of this product can vary widely having a flash point range from -45 to 392°F. The liquid may evaporate easily even at low temperatures. The vapors of the more volatile, and therefore more flammable crude oil, are heavier than air, may accumulate and persist in low areas, and may travel some distance to a source of ignition and flash back. Similarly, accumulations of vapor in confined spaces such as buildings or sewers may explode if ignited and there is some potential that containers of liquid may rupture violently if exposed to fire or excessive heat for sufficient time duration. Typical crude oil weigh approximately 6.3-8.3 pounds per gallon.

Petroleum crude oil will not react with water or other common materials and is stable in normal transportation. It is incompatible with strong oxidizers, and may attack some forms of plastics, rubber, and coatings. Toxicity by potential routes of exposure is generally considered low to moderate. The more volatile mixtures may be present in air in high concentrations creating an inhalation hazard. There is also the possibility that the crude oil may contain some fraction of toxic benzene or hydrogen sulfide (see separate guides). Products of combustion may include toxic constituents.

CHEMICAL/PHYSICAL DATA

Solubility in Water: Practically insoluble, below 0.1%

Solubility in Other Chemicals: Soluble in various hydrocarbon liquids.

Specific Gravity (Liquid): Varies, 0.75 - 0.99

Vapor Density: 3.4 (approximately)

Boiling Point: Varies, 1000+°F (538+°C).

Melting Point: Unavailable

Freezing Point: Unavailable

Molecular Weight: Complex mixture, approximately 99

Heat of Combustion: 10,290 - 10,460 cal/g (Petroleum distillates)

Evaporation Rate (butyl acetate=1): 10 (approximately)

Vapor Pressure: Varies widely with composition, 40 mmHg for petroleum distillates.

Flash Point: Varies widely -45 to 392°F (-43 to 200°C)

Autoignition Temperature: 450 - 500°F (232 - 260°C)

Burning Rate: 4 mm/minute

Flammable Limits: 0.4% (LEL) - 15% (UEL)

Stability: Stable

Polymerization Potential: Will not occur.

Corrosiveness: Relatively noncorrosive but may attack some forms of plastics, rubber, and coatings.

Reactivity with Water: No reaction

Reactivity and Incompatibility: Reacts with strong oxidizing materials. Avoid chlorine, fluorine.

IDENTIFICATION

Shipping Name(s): Petroleum crude oil (USDOT & IMO).

Synonyms and Tradenames: Crude oil ; Mineral oil; Rock oil; Coal oil; Petroleum.

CAS Registry No.: 8002-05-9

Chemical Formula: C₆-C₁₃ hydrocarbon mixture. Crude oil is a naturally occurring complex mixture of hydrocarbons whose exact composition and physical properties can vary widely depending upon its source.

Constituent Components (% each): Complex mixture of petroleum hydrocarbons; may contain 0-10% benzene.

UN/NA Designation: UN1267

IMO Designation: 3.1, 3.2 or 3.3, Flammable liquids

NFPA 704 Hazard Rating: 2(Health): 3(Flammability): 0(Reactivity)

Physical Form as Shipped: Liquid

Physical Form as Released: Liquid





Color of the Shipped Material: Dark yellow to brown or greenish-black, oily liquid.

Odor Characteristics: Like gasoline and kerosene

Reportable Quantity: See appendix I.

Common Uses: Raw material for making fuels and various chemicals.

ADDITIONAL INFORMATION AND ASSISTANCE: FOR 24-HOUR TECHNICAL SUPPORT FOR ACCIDENTS INVOLVING SPILLS, LEAKS, FIRES OR EXPOSURES TO CHEMICALS, CONTACT CHEMTREC AT (800) 424-9300 OR (703) 527-3887 (COLLECT).

	<p>PETROLEUM CRUDE OIL Class 3 (Flammable Liquid) or Combustible Liquid</p>	
<p>or</p> 		<p>or</p> 

POTENTIAL HAZARDS

GENERAL HAZARDS

Threshold Odor Concentration: Varies

Unusual Hazards: Properties uncertain. Vapors of some crude oil may be heavier than air and may travel to a source of ignition. Some may include significant amounts of benzene (see separate guide).

Short Term Exposure Limit (STEL): Unavailable

Time Weighted Average (TLV-TWA): 86 ppm (350 mg/m³) (Petroleum distillates).

Ceiling (C) Limit: 444 ppm (1800 mg/m³) (Petroleum distillates).

IDLH: 1100 ppm or 10% LEL (Petroleum distillates).

Conditions to Avoid: Heat, fire, or sparks; contact with incompatible materials; runoff to sewers or water bodies; inhalation, ingestion, or direct physical contact.

HEALTH HAZARDS

Public Health Hazards: Major hazard is from inhalation of high vapor concentrations in air. Ingestion and direct contact are also to be avoided. (Note: Any benzene in the product increases both acute and chronic health risks.)

Hazards of Skin or Eye Contact: Repeated or prolonged contact with liquid petroleum crude oil may cause drying, cracking, and inflammation of the skin due to the defatting action of the product. Contact with the eyes may result in irritation and possibly temporary corneal injury.

Hazards of Inhalation: Vapors of petroleum crude oil may be irritating to the eyes and the upper respiratory tract. High concentrations in air may result in narcosis and central nervous system depression with symptoms including inebriation, headache, nausea, dizziness, drowsiness, unconsciousness, convulsions, and possibly death. Some symptoms may be evident after 1 hour at 4000-7000 ppm in air. Acute overexposure may also result in persistent anorexia and nervousness on occasion.

Hazards of Ingestion: Ingestion may cause a burning sensation, vomiting, diarrhea, drowsiness, and symptoms listed above.

Aspiration into the lungs during vomiting may result in pulmonary edema with possibly severe consequences.

FIRE HAZARDS

Lower Flammable Limit: 0.4%

Upper Flammable Limit: 15%

Behavior in Fire: Flammable liquid. Liquid will burn but may be difficult to ignite depending on constituents.

Flammable liquids may generate large quantities of flammable vapor upon release. Vapors of flammable liquids are heavier than air, may accumulate and persist in low areas, and may travel to a source of ignition and flash back. There is some potential that containers may rupture violently in fire.

Hazardous Decomposition Products: Not well-defined, may include toxic constituents such as carbon monoxide, carbon dioxide, oxides of sulfur and reactive hydrocarbons.


EXPLOSION HAZARDS

Explosive Potential: Explosion may result if vapors are ignited in a confined area. There is some potential that containers may rupture violently in fire. Product is sensitive to static discharge and is an extreme fire hazard. Vapors can burn with explosive violence.

CP

1267

PETROLEUM CRUDE OIL Class 3 (Flammable Liquid) or Combustible Liquid



PERSONAL PROTECTIVE CLOTHING AND EQUIPEMENT

Protective Clothing Required: Equipment should prevent repeated or prolonged skin contact and any reasonable probability of eye contact with the spilled product. This may include rubber boots, gloves, face shields, splash-proof safety goggles, and other impervious and resistant clothing. Compatible materials may include neoprene, nitrile rubber, chlorinated polyethylene, polyurethane, polyvinyl alcohol, Viton®, and nitrile-butadiene rubber.

Respiratory Protection: For unknown concentrations, fire fighting, or high concentrations, a self-contained breathing apparatus (SCBA) with full facepiece. For lesser concentrations, an air purifying respirator (APR) with organic vapor cartridge with a full facepiece within the use limitations of these devices.

FIRST AID

Nonspecific Symptoms: Irritation of the eyes, skin, or respiratory tract; other symptoms of exposure.

First Aid for Inhalation: Remove victim to fresh air and keep warm and at rest. If breathing becomes difficult or if breathing has stopped, administer artificial respiration. Get medical attention immediately. (Caution: Administration of mouth-to-mouth resuscitation may expose the first aid provider to chemical within the victim's lungs or vomit.)

First Aid for Skin Contact: In case of eye contact, immediately flush eyes with plenty of water for at least 15 minutes, while holding eyelids apart in order to rinse entire surface of eye and lids with water. Provide supportive care and seek immediate medical assistance by a physician from the nearest medical treatment facility.

First Aid for Eye Contact: Remove all contaminated clothing. Wash affected body areas with large amounts of water. Decontaminate the patient thoroughly before transporting to a medical treatment facility to prevent the potential for secondary contamination.

First Aid for Ingestion: Do not induce vomiting. Keep victim warm and at rest. Get medical attention immediately.

Note to Physician: Hydrocarbons may sensitize the heart to epinephrine and other circulating catecholamines so that arrhythmias may occur. Careful consideration of this potential adverse effect should precede administration of epinephrine or other cardiac stimulants and the selection of bronchodilators.

FIRE RESPONSE

Extinguishing Agents: Carbon dioxide, dry chemical, foam, or water spray. Water may be ineffective and there is some possibility that foam or water may cause some frothing.

Extinguishing Techniques: Stay upwind. Wear breathing apparatus and appropriate protective clothing. Move container from fire area if no risk. Do not extinguish burning cargo unless flow can be stopped safely. Be alert to container rupture potential. Stay away from ends of tank involved in fire but realize that shrapnel may travel in any direction. Use water from side and from safe distance to keep fire exposed containers cool. For massive fire in cargo area, use unmanned hose holder or monitor nozzles. Withdraw immediately in case of rising sound from venting safety device or discoloration of tank.

Note: Crude oil fires may produce a highly dangerous phenomenon known as a BOILOVER, whereby light hydrocarbons burn off at the surface of the fire and heavy superheated hydrocarbons sink to the bottom and come in contact with water bottoms. The super heated product converts the water to steam and forces burning crude oil out of the tank. Burning crude oil which has accumulated in tanks or diked areas are susceptible to boilovers. Seek expert advice

SPILL RESPONSES

General Information: Proceed with caution. Restrict access to area. Keep unprotected personnel upwind of spill area. Eliminate ignition sources. Prevent liquid from entering sewers and confined spaces. Protect sewers and waterways from contaminated runoff. Notify proper authorities, downstream sewer and water treatment operations, and other downstream users of potentially contaminated water. Note that intake of petroleum crude oil may result in rupture or explosion of boilers or industrial process equipment. Use intrinsically safe equipment where necessary. Choose equipment, where possible, that is not corroded or otherwise damaged by the spilled product. Take the specific flammability hazard and possible volatility of the spilled product into account while planning the response.



PETROLEUM CRUDE OIL

Class 3 (Flammable Liquid) or Combustible Liquid

AIR RELEASE

TECHNIQUE

MONITOR THE SITUATION . . . The product may not produce large amounts of hazardous airborne contaminants in many outdoor spill situations. It may be advisable in some cases to simply monitor the situation until the spilled product is removed by product and container specialists.

CONSEQUENCE

Hazardous levels of product in air may be found in the local spill area and immediately downwind.

MITIGATION

Remove the spilled product as soon as possible. Restrict access to the local spill area and areas immediately downwind by unprotected personnel.

TECHNIQUE

WATER FOG OR SPRAY . . . Water fog or spray applied to petroleum crude oil vapors or fumes may accelerate their dispersal in the atmosphere. (Note: There is some possibility that water may cause frothing.)

CONSEQUENCE

Increases in spill surface area and atmospheric conditions may increase the rate of vapor generation. In enclosed areas, runoff may add to spill volume and overflow impoundments. Water runoff may contain a small amount (if any) of petroleum crude oil from contact with airborne vapors or fumes.

MITIGATION

Contain contaminated water and remove or treat as soon as possible to prevent spread of contamination. Be alert to conditions such as fire hose runoff or rainwater that may add to spill volume and overflow impoundments.

TECHNIQUE

FOAM . . . Firefighting foam applied to the surface of liquid pools may slow the release of petroleum crude oil vapors into the atmosphere. (Note: There is some possibility that foam may cause frothing.)

CONSEQUENCE

The effects of the foam may be short term. As the foam breaks down, release of vapors will increase. Products of foam breakdown will add to the volume of spilled material.

MITIGATION

Continue foam applications until spilled product is removed. Contain foam runoff and treat as hazardous waste.

LAND SPILL

TECHNIQUE

CONFINEMENT DIKES . . . Petroleum crude oil may be confined by building dikes using soil, sand or other materials.

CONSEQUENCE

Confined petroleum crude oil may percolate into soil or seep through dike material. This may result in loss of confined product and spread of contamination.

MITIGATION

Remove or neutralize contained product as soon as possible to prevent spread of contamination. Be alert to conditions such as fire hose runoff or rainwater that may overflow impoundments. Where possible, line collection area with compatible impervious materials.

TECHNIQUE

EXCAVATION . . . Spills of material may be confined by building trenches or ditches.

CONSEQUENCE

Material may leach into soil. Deep excavations may increase the potential for groundwater contamination if some areas. This may result in loss of confined product and spread of contamination.

MITIGATION

Remove material from contaminated area as quickly as possible to prevent possible contamination beyond the spill area. Water sprays may be used to reduce vapors, except in enclosed areas where runoff may accumulate and overflow impoundments. Be alert to condition such as increasing spill volume with runoff or rain water which may overflow diked areas. If possible, confinement areas should be lined with suitable, impervious material to prevent penetration into soil.



PETROLEUM CRUDE OIL

Class 3 (Flammable Liquid) or Combustible Liquid

TECHNIQUE

WATER UNDER-FLOW DAMS . . . Streams may be provided with an under-flow dam. This is a dam made of compacted earth, clay, or other material with open tubes or pipes passing through under water. Upstream ends of pipes or tubes should be well below the layer of floating contaminant. Downstream ends should be at a higher elevation but still below the floating layer. Valves may be installed on downstream ends to control water flow.

CONSEQUENCE

Earthen dams may become saturated with water and seep through or collapse. An insufficient number of under-flow tubes or pipes or additional water may cause overflow.

MITIGATION

Use sufficient number and capacity of tubes or pipes. Be alert for conditions that may lead to overflow, saturation or dam collapse. Remove spilled product as soon as possible.

TECHNIQUE

DIVERSION . . . Where other means are unavailable, floating slicks may be temporarily herded, diverted, or controlled using water hose streams, small boat propeller wash or chemical surface tension modifiers known as spill herders.

CONSEQUENCE

Hose streams and propeller washes have limited applicability and effectiveness. The latter may cause undesired mixing of spilled product and water due to extreme agitation. Chemical spill herders should not be used until approval is obtained from authorized environmental officials.

MITIGATION

Use other means if available.

TECHNIQUE

SURFACE SKIMMING . . . Oil spill skimming devices may be deployed to recover floating petroleum crude oil.

CONSEQUENCE

Incompatible equipment may be damaged. Equipment may be contaminated and pose hazard to future users. Fire hazard may pose risk to response personnel and equipment.

MITIGATION

Decontaminate equipment after use. Use compatible equipment. Store recovered product in safe and secure location. Eliminate ignition sources.

TECHNIQUE

ABSORPTION . . . Straw, hay, peat, or commercial sorbent materials compatible with petroleum crude oil may be used to absorb spilled product from the water surface, preferably after the spill has been confined.

CONSEQUENCE

Once used, sorbent materials pose the same hazards as the spilled product. Their use adds to the overall volume of contaminated material. Deployment and recovery can be difficult. Fire hazards pose risk to response personnel and equipment.

MITIGATION

Deplete accumulated liquid pools with pumps or vacuum trucks if possible before applying sorbents. Decontaminate equipment after use. Store and dispose of waste materials in proper and safe manner. Use compatible equipment. Eliminate ignition sources.



AAR Guide to Emergency Handling of Hazardous Materials in Surface Transportation:

IN THE EVENT OF ACCIDENT THESE INSTRUCTIONS MUST PROMPTLY BE MADE AVAILABLE TO EMERGENCY, FIRE OR POLICE PERSONNEL

PETROLEUM CRUDE OIL
CLASS 3 (FLAMMABLE LIQUID)

4910165
UN1267

PETROLEUM CRUDE OIL IS A DARK VISCOUS LIQUID. IT HAS A FLASH POINT OF LESS THAN 141 DEG. F. IT IS LIGHTER THAN WATER AND INSOLUBLE IN WATER. ITS VAPORS ARE HEAVIER THAN AIR.

ENVIRONMENTAL CONSIDERATIONS - AIR SPILL
APPLY WATER SPRAY OR MIST TO KNOCK DOWN VAPORS

IF MATERIAL ON FIRE OR INVOLVED IN FIRE
DO NOT EXTINGUISH FIRE UNLESS FLOW CAN BE STOPPED
USE WATER IN FLOODING QUANTITIES AS FOG
SOLID STREAMS OF WATER MAY SPREAD FIRE
COOL ALL AFFECTED CONTAINERS WITH FLOODING QUANTITIES OF WATER
APPLY WATER FROM AS FAR A DISTANCE AS POSSIBLE
USE FOAM, DRY CHEMICAL, OR CARBON DIOXIDE

ENVIRONMENTAL CONSIDERATIONS - LAND SPILL
DIG A PIT, POND, LAGOON, HOLDING AREA
TO CONTAIN LIQUID OR SOLID MATERIAL
DIKE SURFACE FLOW USING SOIL, SAND BAGS,
FOAMED POLYURETHANE, OR FOAMED CONCRETE
ABSORB BULK LIQUID WITH FLY ASH, CEMENT POWDER,
OR COMMERCIAL SORBENTS

FIRST AID RESPONSES
MOVE VICTIM TO FRESH AIR; CALL EMERGENCY MEDICAL CARE.
IF NOT BREATHING, GIVE ARTIFICIAL RESPIRATION.
IF BREATHING, IS DIFFICULT, GIVE OXYGEN.
IN CASE OF CONTACT WITH MATERIAL, IMMEDIATELY FLUSH SKIN OR EYES WITH
RUNNING WATER FOR AT LEAST 15 MINUTES.
REMOVE AND ISOLATE CONTAMINATED CLOTHING AND SHOES AT THE SITE.

IF MATERIAL NOT ON FIRE AND NOT INVOLVED IN FIRE
KEEP SPARKS, FLAMES, AND OTHER SOURCES OF IGNITION AWAY
KEEP MATERIAL OUT OF WATER SOURCES AND SEWERS
BUILD DIKES TO CONTAIN FLOW AS NECESSARY
ATTEMPT TO STOP LEAK IF WITHOUT UNDUE PERSONNEL HAZARD
USE WATER SPRAY TO KNOCK-DOWN VAPORS

PERSONNEL PROTECTION
AVOID BREATHING VAPORS
KEEP UPWIND
WEAR APPROPRIATE CHEMICAL PROTECTIVE GLOVES, BOOTS AND GOGGLES
DO NOT HANDLE BROKEN PACKAGES UNLESS WEARING
APPROPRIATE PERSONAL PROTECTIVE EQUIPMENT
WASH AWAY ANY MATERIAL WHICH MAY HAVE CONTACTED THE BODY
WITH COPIOUS AMOUNTS OF WATER OR SOAP AND WATER

ENVIRONMENTAL CONSIDERATIONS - WATER SPILL
USE NATURAL BARRIERS OR OIL SPILL CONTROL BOOMS TO LIMIT SPILL TRAVEL
REMOVE TRAPPED MATERIAL WITH SUCTION HOSES

**For Incidents / Emergencies involving CP Track or Equipment call
CP POLICE COMMUNICATION CENTRE AT
1 800 716 9132 (24 Hours)**



Environment &
Hazardous Materials Transportation
Engineering Services

7550 Ogden Dale Road
Calgary Alberta
Canada T2C 4X9

F 403 319 3883

CONFIDENTIALITY NOTICE: This communication with its contents may contain confidential and/or legally privileged information. It is solely for the use of the intended recipient(s). Unauthorized interception, review, use or disclosure is prohibited and may violate applicable laws. If you are not the intended recipient, please contact the sender and destroy all copies of the communication.

June 3, 2014

**Mr. Greg M. Wilz, Chairman
North Dakota Department of Emergency Services – Division of Homeland Security
P.O. Box 5511
Bismarck, ND 58506-5511**

Via email : nddes@nd.gov

Attention: Mr. Greg M. Wilz

The enclosed notification is provided in accordance with the United States Department of Transportation Emergency Restriction/Prohibition Order dated May 7, 2014, Docket No. DOT-OST-2014-0067 (Order). By accepting this notification the recipient agrees and acknowledges, on behalf of the above referenced State Emergency Response Commission, that all information provided by Canadian Pacific (CP) or its affiliates, pursuant to this Order is confidential and should not be disclosed without specific authorization, other than as authorized below. For further certainty, the recipient acknowledges that the above mentioned information is proprietary in nature and not in the public domain.

The recipient acknowledges that he/she shall (i) use the information only for emergency planning or response; (ii) disclose the information only to those persons with a need-to-know for the purposes referred to in (i); and (iii) keep and safeguard the information in a strictly confidential manner and ensure that any person or organization to whom the recipient discloses the information is first informed of the confidentiality provisions and obligations contained herein and keeps it confidential, to the maximum extent permitted by law. Moreover, the recipient agrees not to reproduce or copy either in whole or in part the information except as specifically authorized by CP and any authorized copies, reproductions, or excerpts shall include a notice of confidentiality on the first page.

Further, the recipient agrees and acknowledges that any violation of the above commitments poses significant security risks, which risks are not fully or adequately compensable by money damages, and as such an application to a court of competent jurisdiction for an immediate injunction is an appropriate remedy.

CP will provide an updated notification if there is a material change, as defined in the Order.

The undersigned is the appropriate point of contact for the purposes of this Order.

Sincerely,

Darlene Nagy
HazMat Program Manager
Canadian Pacific Railway Company
Darlene_Nagy@cpr.ca Phone: 403-319-6148 Fax:403-319-3883

**For Incidents / Emergencies involving CP Track or Equipment call
CP POLICE COMMUNICATION CENTRE AT 1 800 716 9132 (24 Hours)**



Table 1. Summary of the Average Number of Trains per week and the Typical Range in the Number of Trains per Week in the Counties of North Dakota

UN Number: 1267
Proper Shipping Name: Petroleum Crude Oil
Class 3 Packing Groups I & II

CONFIDENTIAL INFORMATION
Railroad Restricted Information

Bakken Crude through the State of North Dakota		
County	Average Trains per Week	Number of Trains per week (Range)
Barnes	3	2-5
Burke	4	2-5
Cass	3	2-5
Foster	3	2-5
McHenry	3	2-5
McLean	3	2-5
Mountrail	3	2-5
Pierce	3	2-5
Ransom	3	2-5
Renville	0	0-1
Richland	3	2-5
Sheridan	3	2-5
Stutsman	3	2-5
Ward	3	2-5
Wells	3	2-5

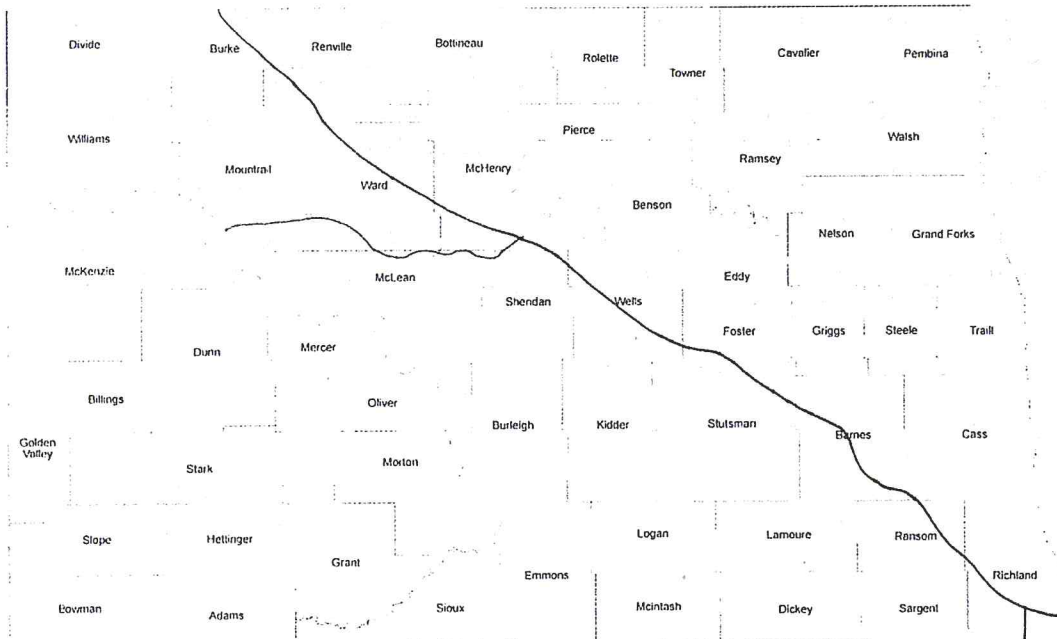


Figure 1. CP Routing through North Dakota

Link to CP's Interactive Map: <http://www.cpr.ca/en/our-network-and-facilities/Pages/default.aspx>

The information provided is to be used solely for and by bona fide emergency planning and response organizations for the expressed purpose of emergency and contingency planning. This information will not be distributed publicly in whole or in part without the express written permission of CP.



Emergency Response Information as required by 49 CFR part 172, subpart C: Proper Shipping Name: Petroleum Crude Oil, UN Number 1267, Class 3 Packing Groups I & II

Emergency response Information as required by 49 CFR part 172, subpart G:

GUIDE 128 **FLAMMABLE LIQUIDS (Non-Polar / Water-Immiscible)**

POTENTIAL HAZARDS

FIRE OR EXPLOSION

- **HIGHLY FLAMMABLE: Will be easily ignited by heat, sparks or flames.**
- Vapors may form explosive mixtures with air.
- Vapors may travel to source of ignition and flash back.
- Most vapors are heavier than air. They will spread along ground and collect in low or confined areas (sewers, basements, tanks).
- Vapor explosion hazard indoors, outdoors or in sewers.
- Those substances designated with a **(P)** may polymerize explosively when heated or involved in a fire.
- Runoff to sewer may create fire or explosion hazard.
- Containers may explode when heated.
- Many liquids are lighter than water.
- Substance may be transported hot.
- For UN3166, if Lithium ion batteries are involved, also consult GUIDE 147.
- **If molten aluminum is involved, refer to GUIDE 169.**

HEALTH

- Inhalation or contact with material may irritate or burn skin and eyes.
- Fire may produce irritating, corrosive and/or toxic gases.
- Vapors may cause dizziness or suffocation.
- Runoff from fire control or dilution water may cause pollution.

PUBLIC SAFETY

- **CALL Emergency Response Telephone Number on Shipping Paper first. If Shipping Paper not available or no answer, refer to appropriate telephone number listed on the inside back cover.**
- As an immediate precautionary measure, isolate spill or leak area for at least 50 meters (150 feet) in all directions.
- Keep unauthorized personnel away.
- Stay upwind.
- Keep out of low areas.
- Ventilate closed spaces before entering.

PROTECTIVE CLOTHING

- Wear positive pressure self-contained breathing apparatus (SCBA).
- Structural firefighters' protective clothing will only provide limited protection.

EVACUATION

Large Spill

- Consider initial downwind evacuation for at least 300 meters (1000 feet).

Fire

- If tank, rail car or tank truck is involved in a fire, ISOLATE for 800 meters (1/2 mile) in all directions; also, consider initial evacuation for 800 meters (1/2 mile) in all directions.



EMERGENCY RESPONSE

FIRE

CAUTION: All these products have a very low flash point: Use of water spray when fighting fire may be inefficient.

CAUTION: For mixtures containing alcohol or polar solvent, alcohol-resistant foam may be more effective.

Small Fire

- Dry chemical, CO₂, water spray or regular foam.

Large Fire

- Water spray, fog or regular foam.
- **Do not use straight streams.**
- Move containers from fire area if you can do it without risk.

Fire involving Tanks or Car/Trailer Loads

- Fight fire from maximum distance or use unmanned hose holders or monitor nozzles.
- Cool containers with flooding quantities of water until well after fire is out.
- Withdraw immediately in case of rising sound from venting safety devices or discoloration of tank.
- ALWAYS stay away from tanks engulfed in fire.
- For massive fire, use unmanned hose holders or monitor nozzles; if this is impossible, withdraw from area and let fire burn.

SPILL OR LEAK

- ELIMINATE all ignition sources (no smoking, flares, sparks or flames in immediate area).
- All equipment used when handling the product must be grounded.
- Do not touch or walk through spilled material.
- Stop leak if you can do it without risk.
- Prevent entry into waterways, sewers, basements or confined areas.
- A vapor suppressing foam may be used to reduce vapors.
- Absorb or cover with dry earth, sand or other non-combustible material and transfer to containers.
- Use clean non-sparking tools to collect absorbed material.

Large Spill

- Dike far ahead of liquid spill for later disposal.
- Water spray may reduce vapor; but may not prevent ignition in closed spaces.

FIRST AID

- Move victim to fresh air.
- Call 911 or emergency medical service.
- Give artificial respiration if victim is not breathing.
- Administer oxygen if breathing is difficult.
- Remove and isolate contaminated clothing and shoes.
- In case of contact with substance, immediately flush skin or eyes with running water for at least 20 minutes.
- Wash skin with soap and water.
- In case of burns, immediately cool affected skin for as long as possible with cold water. Do not remove clothing if adhering to skin.
- Keep victim warm and quiet.
- Ensure that medical personnel are aware of the material(s) involved and take precautions to protect themselves.



PETROLEUM CRUDE OIL Class 3 (Flammable Liquid) or Combustible Liquid

September 2000

GENERAL INFORMATION

Petroleum crude oil is a flammable, variably light to dark colored liquid hydrocarbon with properties between gasoline and kerosene. It is used as a raw material for making fuels and various chemicals. Barely soluble in water and slightly lighter, petroleum crude oil will form a floating surface slick. Flammability of this product can vary widely having a flash point range from -45 to 392°F. The liquid may evaporate easily even at low temperatures. The vapors of the more volatile, and therefore more flammable crude oil, are heavier than air, may accumulate and persist in low areas, and may travel some distance to a source of ignition and flash back. Similarly, accumulations of vapor in confined spaces such as buildings or sewers may explode if ignited and there is some potential that containers of liquid may rupture violently if exposed to fire or excessive heat for sufficient time duration. Typical crude oil weigh approximately 6.3-8.3 pounds per gallon.

Petroleum crude oil will not react with water or other common materials and is stable in normal transportation. It is incompatible with strong oxidizers, and may attack some forms of plastics, rubber, and coatings. Toxicity by potential routes of exposure is generally considered low to moderate. The more volatile mixtures may be present in air in high concentrations creating an inhalation hazard. There is also the possibility that the crude oil may contain some fraction of toxic benzene or hydrogen sulfide (see separate guides). Products of combustion may include toxic constituents.

CHEMICAL/PHYSICAL DATA

Solubility in Water: Practically insoluble, below 0.1%

Solubility in Other Chemicals: Soluble in various hydrocarbon liquids.

Specific Gravity (Liquid): Varies, 0.75 - 0.99

Vapor Density: 3.4 (approximately)

Boiling Point: Varies, 1000+°F (538+°C).

Melting Point: Unavailable

Freezing Point: Unavailable

Molecular Weight: Complex mixture, approximately 99

Heat of Combustion: 10,290 - 10,460 cal/g (Petroleum distillates)

Evaporation Rate (butyl acetate=1): 10 (approximately)

Vapor Pressure: Varies widely with composition, 40 mmHg for petroleum distillates.

Flash Point: Varies widely -45 to 392°F (-43 to 200°C)

Autoignition Temperature: 450 - 500°F (232 - 260°C)

Burning Rate: 4 mm/minute

Flammable Limits: 0.4% (LEL) - 15% (UEL)

Stability: Stable

Polymerization Potential: Will not occur.

Corrosiveness: Relatively noncorrosive but may attack some forms of plastics, rubber, and coatings.

Reactivity with Water: No reaction

Reactivity and Incompatibility: Reacts with strong oxidizing materials. Avoid chlorine, fluorine.

IDENTIFICATION

Shipping Name(s): Petroleum crude oil (USDOT & IMO).

Synonyms and Tradenames: Crude oil ; Mineral oil; Rock oil; Coal oil; Petroleum.

CAS Registry No.: 8002-05-9

Chemical Formula: C₆-C₁₃ hydrocarbon mixture. Crude oil is a naturally occurring complex mixture of hydrocarbons whose exact composition and physical properties can vary widely depending upon its source.

Constituent Components (% each): Complex mixture of petroleum hydrocarbons; may contain 0-10% benzene.

UN/NA Designation: UN1267

IMO Designation: 3.1, 3.2 or 3.3, Flammable liquids

NFPA 704 Hazard Rating: 2(Health): 3(Flammability): 0(Reactivity)

Physical Form as Shipped: Liquid

Physical Form as Released: Liquid





Color of the Shipped Material: Dark yellow to brown or greenish-black, oily liquid.

Odor Characteristics: Like gasoline and kerosene

Reportable Quantity: See appendix I.

Common Uses: Raw material for making fuels and various chemicals.

ADDITIONAL INFORMATION AND ASSISTANCE: FOR 24-HOUR TECHNICAL SUPPORT FOR ACCIDENTS INVOLVING SPILLS, LEAKS, FIRES OR EXPOSURES TO CHEMICALS, CONTACT CHEMTREC AT (800) 424-9300 OR (703) 527-3887 (COLLECT).

	<h2 style="margin: 0;">PETROLEUM CRUDE OIL</h2> <h3 style="margin: 0;">Class 3 (Flammable Liquid) or Combustible Liquid</h3>	
or		or
		

POTENTIAL HAZARDS

GENERAL HAZARDS

Threshold Odor Concentration: Varies

Unusual Hazards: Properties uncertain. Vapors of some crude oil may be heavier than air and may travel to a source of ignition. Some may include significant amounts of benzene (see separate guide).

Short Term Exposure Limit (STEL): Unavailable

Time Weighted Average (TLV-TWA): 86 ppm (350 mg/m³) (Petroleum distillates).

Ceiling (C) Limit: 444 ppm (1800 mg/m³) (Petroleum distillates).

IDLH: 1100 ppm or 10% LEL (Petroleum distillates).

Conditions to Avoid: Heat, fire, or sparks; contact with incompatible materials; runoff to sewers or water bodies; inhalation, ingestion, or direct physical contact.

HEALTH HAZARDS

Public Health Hazards: Major hazard is from inhalation of high vapor concentrations in air. Ingestion and direct contact are also to be avoided. (Note: Any benzene in the product increases both acute and chronic health risks.)

Hazards of Skin or Eye Contact: Repeated or prolonged contact with liquid petroleum crude oil may cause drying, cracking, and inflammation of the skin due to the defatting action of the product. Contact with the eyes may result in irritation and possibly temporary corneal injury.

Hazards of Inhalation: Vapors of petroleum crude oil may be irritating to the eyes and the upper respiratory tract. High concentrations in air may result in narcosis and central nervous system depression with symptoms including inebriation, headache, nausea, dizziness, drowsiness, unconsciousness, convulsions, and possibly death. Some symptoms may be evident after 1 hour at 4000-7000 ppm in air. Acute overexposure may also result in persistent anorexia and nervousness on occasion.

Hazards of Ingestion: Ingestion may cause a burning sensation, vomiting, diarrhea, drowsiness, and symptoms listed above.

Aspiration into the lungs during vomiting may result in pulmonary edema with possibly severe consequences.

FIRE HAZARDS

Lower Flammable Limit: 0.4%

Upper Flammable Limit: 15%

Behavior in Fire: Flammable liquid. Liquid will burn but may be difficult to ignite depending on constituents.

Flammable liquids may generate large quantities of flammable vapor upon release. Vapors of flammable liquids are heavier than air, may accumulate and persist in low areas, and may travel to a source of ignition and flash back. There is some potential that containers may rupture violently in fire.

Hazardous Decomposition Products: Not well-defined, may include toxic constituents such as carbon monoxide, carbon dioxide, oxides of sulfur and reactive hydrocarbons.


EXPLOSION HAZARDS

Explosive Potential: Explosion may result if vapors are ignited in a confined area. There is some potential that containers may rupture violently in fire. Product is sensitive to static discharge and is an extreme fire hazard. Vapors can burn with explosive violence.

CP

1267

PETROLEUM CRUDE OIL Class 3 (Flammable Liquid) or Combustible Liquid



PERSONAL PROTECTIVE CLOTHING AND EQUIPEMENT

Protective Clothing Required: Equipment should prevent repeated or prolonged skin contact and any reasonable probability of eye contact with the spilled product. This may include rubber boots, gloves, face shields, splash-proof safety goggles, and other impervious and resistant clothing. Compatible materials may include neoprene, nitrile rubber, chlorinated polyethylene, polyurethane, polyvinyl alcohol, Viton®, and nitrile-butadiene rubber.

Respiratory Protection: For unknown concentrations, fire fighting, or high concentrations, a self-contained breathing apparatus (SCBA) with full facepiece. For lesser concentrations, an air purifying respirator (APR) with organic vapor cartridge with a full facepiece within the use limitations of these devices.

FIRST AID

Nonspecific Symptoms: Irritation of the eyes, skin, or respiratory tract; other symptoms of exposure.

First Aid for Inhalation: Remove victim to fresh air and keep warm and at rest. If breathing becomes difficult or if breathing has stopped, administer artificial respiration. Get medical attention immediately. (Caution: Administration of mouth-to-mouth resuscitation may expose the first aid provider to chemical within the victim's lungs or vomit.)

First Aid for Skin Contact: In case of eye contact, immediately flush eyes with plenty of water for at least 15 minutes, while holding eyelids apart in order to rinse entire surface of eye and lids with water. Provide supportive care and seek immediate medical assistance by a physician from the nearest medical treatment facility.

First Aid for Eye Contact: Remove all contaminated clothing. Wash affected body areas with large amounts of water. Decontaminate the patient thoroughly before transporting to a medical treatment facility to prevent the potential for secondary contamination.

First Aid for Ingestion: Do not induce vomiting. Keep victim warm and at rest. Get medical attention immediately.

Note to Physician: Hydrocarbons may sensitize the heart to epinephrine and other circulating catecholamines so that arrhythmias may occur. Careful consideration of this potential adverse effect should precede administration of epinephrine or other cardiac stimulants and the selection of bronchodilators.

FIRE RESPONSE

Extinguishing Agents: Carbon dioxide, dry chemical, foam, or water spray. Water may be ineffective and there is some possibility that foam or water may cause some frothing.

Extinguishing Techniques: Stay upwind. Wear breathing apparatus and appropriate protective clothing. Move container from fire area if no risk. Do not extinguish burning cargo unless flow can be stopped safely. Be alert to container rupture potential. Stay away from ends of tank involved in fire but realize that shrapnel may travel in any direction. Use water from side and from safe distance to keep fire exposed containers cool. For massive fire in cargo area, use unmanned hose holder or monitor nozzles. Withdraw immediately in case of rising sound from venting safety device or discoloration of tank.

Note: Crude oil fires may produce a highly dangerous phenomenon known as a BOILOVER, whereby light hydrocarbons burn off at the surface of the fire and heavy superheated hydrocarbons sink to the bottom and come in contact with water bottoms. The super heated product converts the water to steam and forces burning crude oil out of the tank. Burning crude oil which has accumulated in tanks or diked areas are susceptible to boilovers. Seek expert advice

SPILL RESPONSES

General Information: Proceed with caution. Restrict access to area. Keep unprotected personnel upwind of spill area. Eliminate ignition sources. Prevent liquid from entering sewers and confined spaces. Protect sewers and waterways from contaminated runoff. Notify proper authorities, downstream sewer and water treatment operations, and other downstream users of potentially contaminated water. Note that intake of petroleum crude oil may result in rupture or explosion of boilers or industrial process equipment. Use intrinsically safe equipment where necessary. Choose equipment, where possible, that is not corroded or otherwise damaged by the spilled product. Take the specific flammability hazard and possible volatility of the spilled product into account while planning the response.



PETROLEUM CRUDE OIL

Class 3 (Flammable Liquid) or Combustible Liquid

AIR RELEASE

TECHNIQUE

MONITOR THE SITUATION . . . The product may not produce large amounts of hazardous airborne contaminants in many outdoor spill situations. It may be advisable in some cases to simply monitor the situation until the spilled product is removed by product and container specialists.

CONSEQUENCE

Hazardous levels of product in air may be found in the local spill area and immediately downwind.

MITIGATION

Remove the spilled product as soon as possible. Restrict access to the local spill area and areas immediately downwind by unprotected personnel.

TECHNIQUE

WATER FOG OR SPRAY . . . Water fog or spray applied to petroleum crude oil vapors or fumes may accelerate their dispersal in the atmosphere. (Note: There is some possibility that water may cause frothing.)

CONSEQUENCE

Increases in spill surface area and atmospheric conditions may increase the rate of vapor generation. In enclosed areas, runoff may add to spill volume and overflow impoundments. Water runoff may contain a small amount (if any) of petroleum crude oil from contact with airborne vapors or fumes.

MITIGATION

Contain contaminated water and remove or treat as soon as possible to prevent spread of contamination. Be alert to conditions such as fire hose runoff or rainwater that may add to spill volume and overflow impoundments.

TECHNIQUE

FOAM . . . Firefighting foam applied to the surface of liquid pools may slow the release of petroleum crude oil vapors into the atmosphere. (Note: There is some possibility that foam may cause frothing.)

CONSEQUENCE

The effects of the foam may be short term. As the foam breaks down, release of vapors will increase. Products of foam breakdown will add to the volume of spilled material.

MITIGATION

Continue foam applications until spilled product is removed. Contain foam runoff and treat as hazardous waste.

LAND SPILL

TECHNIQUE

CONFINEMENT DIKES . . . Petroleum crude oil may be confined by building dikes using soil, sand or other materials.

CONSEQUENCE

Confined petroleum crude oil may percolate into soil or seep through dike material. This may result in loss of confined product and spread of contamination.

MITIGATION

Remove or neutralize contained product as soon as possible to prevent spread of contamination. Be alert to conditions such as fire hose runoff or rainwater that may overflow impoundments. Where possible, line collection area with compatible impervious materials.

TECHNIQUE

EXCAVATION . . . Spills of material may be confined by building trenches or ditches.

CONSEQUENCE

Material may leach into soil. Deep excavations may increase the potential for groundwater contamination if some areas. This may result in loss of confined product and spread of contamination.

MITIGATION

Remove material from contaminated area as quickly as possible to prevent possible contamination beyond the spill area. Water sprays may be used to reduce vapors, except in enclosed areas where runoff may accumulate and overflow impoundments. Be alert to condition such as increasing spill volume with runoff or rain water which may overflow diked areas. If possible, confinement areas should be lined with suitable, impervious material to prevent penetration into soil.



PETROLEUM CRUDE OIL

Class 3 (Flammable Liquid) or Combustible Liquid

TECHNIQUE

WATER UNDER-FLOW DAMS . . . Streams may be provided with an under-flow dam. This is a dam made of compacted earth, clay, or other material with open tubes or pipes passing through under water. Upstream ends of pipes or tubes should be well below the layer of floating contaminant. Downstream ends should be at a higher elevation but still below the floating layer. Valves may be installed on downstream ends to control water flow.

CONSEQUENCE

Earthen dams may become saturated with water and seep through or collapse. An insufficient number of under-flow tubes or pipes or additional water may cause overflow.

MITIGATION

Use sufficient number and capacity of tubes or pipes. Be alert for conditions that may lead to overflow, saturation or dam collapse. Remove spilled product as soon as possible.

TECHNIQUE

DIVERSION . . . Where other means are unavailable, floating slicks may be temporarily herded, diverted, or controlled using water hose streams, small boat propeller wash or chemical surface tension modifiers known as spill herders.

CONSEQUENCE

Hose streams and propeller washes have limited applicability and effectiveness. The latter may cause undesired mixing of spilled product and water due to extreme agitation. Chemical spill herders should not be used until approval is obtained from authorized environmental officials.

MITIGATION

Use other means if available.

TECHNIQUE

SURFACE SKIMMING . . . Oil spill skimming devices may be deployed to recover floating petroleum crude oil.

CONSEQUENCE

Incompatible equipment may be damaged. Equipment may be contaminated and pose hazard to future users. Fire hazard may pose risk to response personnel and equipment.

MITIGATION

Decontaminate equipment after use. Use compatible equipment. Store recovered product in safe and secure location. Eliminate ignition sources.

TECHNIQUE

ABSORPTION . . . Straw, hay, peat, or commercial sorbent materials compatible with petroleum crude oil may be used to absorb spilled product from the water surface, preferably after the spill has been confined.

CONSEQUENCE

Once used, sorbent materials pose the same hazards as the spilled product. Their use adds to the overall volume of contaminated material. Deployment and recovery can be difficult. Fire hazards pose risk to response personnel and equipment.

MITIGATION

Deplete accumulated liquid pools with pumps or vacuum trucks if possible before applying sorbents. Decontaminate equipment after use. Store and dispose of waste materials in proper and safe manner. Use compatible equipment. Eliminate ignition sources.



AAR Guide to Emergency Handling of Hazardous Materials in Surface Transportation:

IN THE EVENT OF ACCIDENT THESE INSTRUCTIONS MUST PROMPTLY BE MADE AVAILABLE TO EMERGENCY, FIRE OR POLICE PERSONNEL

PETROLEUM CRUDE OIL
CLASS 3 (FLAMMABLE LIQUID)

4910165
UN1267

PETROLEUM CRUDE OIL IS A DARK VISCOUS LIQUID. IT HAS A FLASH POINT OF LESS THAN 141 DEG. F. IT IS LIGHTER THAN WATER AND INSOLUBLE IN WATER. ITS VAPORS ARE HEAVIER THAN AIR.

ENVIRONMENTAL CONSIDERATIONS - AIR SPILL
APPLY WATER SPRAY OR MIST TO KNOCK DOWN VAPORS

IF MATERIAL ON FIRE OR INVOLVED IN FIRE
DO NOT EXTINGUISH FIRE UNLESS FLOW CAN BE STOPPED
USE WATER IN FLOODING QUANTITIES AS FOG
SOLID STREAMS OF WATER MAY SPREAD FIRE
COOL ALL AFFECTED CONTAINERS WITH FLOODING QUANTITIES OF WATER
APPLY WATER FROM AS FAR A DISTANCE AS POSSIBLE
USE FOAM, DRY CHEMICAL, OR CARBON DIOXIDE

ENVIRONMENTAL CONSIDERATIONS - LAND SPILL
DIG A PIT, POND, LAGOON, HOLDING AREA
TO CONTAIN LIQUID OR SOLID MATERIAL
DIKE SURFACE FLOW USING SOIL, SAND BAGS,
FOAMED POLYURETHANE, OR FOAMED CONCRETE
ABSORB BULK LIQUID WITH FLY ASH, CEMENT POWDER,
OR COMMERCIAL SORBENTS

FIRST AID RESPONSES
MOVE VICTIM TO FRESH AIR; CALL EMERGENCY MEDICAL CARE.
IF NOT BREATHING, GIVE ARTIFICIAL RESPIRATION.
IF BREATHING, IS DIFFICULT, GIVE OXYGEN.
IN CASE OF CONTACT WITH MATERIAL, IMMEDIATELY FLUSH SKIN OR EYES WITH
RUNNING WATER FOR AT LEAST 15 MINUTES.
REMOVE AND ISOLATE CONTAMINATED CLOTHING AND SHOES AT THE SITE.

IF MATERIAL NOT ON FIRE AND NOT INVOLVED IN FIRE
KEEP SPARKS, FLAMES, AND OTHER SOURCES OF IGNITION AWAY
KEEP MATERIAL OUT OF WATER SOURCES AND SEWERS
BUILD DIKES TO CONTAIN FLOW AS NECESSARY
ATTEMPT TO STOP LEAK IF WITHOUT UNDUE PERSONNEL HAZARD
USE WATER SPRAY TO KNOCK-DOWN VAPORS

PERSONNEL PROTECTION
AVOID BREATHING VAPORS
KEEP UPWIND
WEAR APPROPRIATE CHEMICAL PROTECTIVE GLOVES, BOOTS AND GOGGLES
DO NOT HANDLE BROKEN PACKAGES UNLESS WEARING
APPROPRIATE PERSONAL PROTECTIVE EQUIPMENT
WASH AWAY ANY MATERIAL WHICH MAY HAVE CONTACTED THE BODY
WITH COPIOUS AMOUNTS OF WATER OR SOAP AND WATER

ENVIRONMENTAL CONSIDERATIONS - WATER SPILL
USE NATURAL BARRIERS OR OIL SPILL CONTROL BOOMS TO LIMIT SPILL TRAVEL
REMOVE TRAPPED MATERIAL WITH SUCTION HOSES

**For Incidents / Emergencies involving CP Track or Equipment call
CP POLICE COMMUNICATION CENTRE AT
1 800 716 9132 (24 Hours)**